

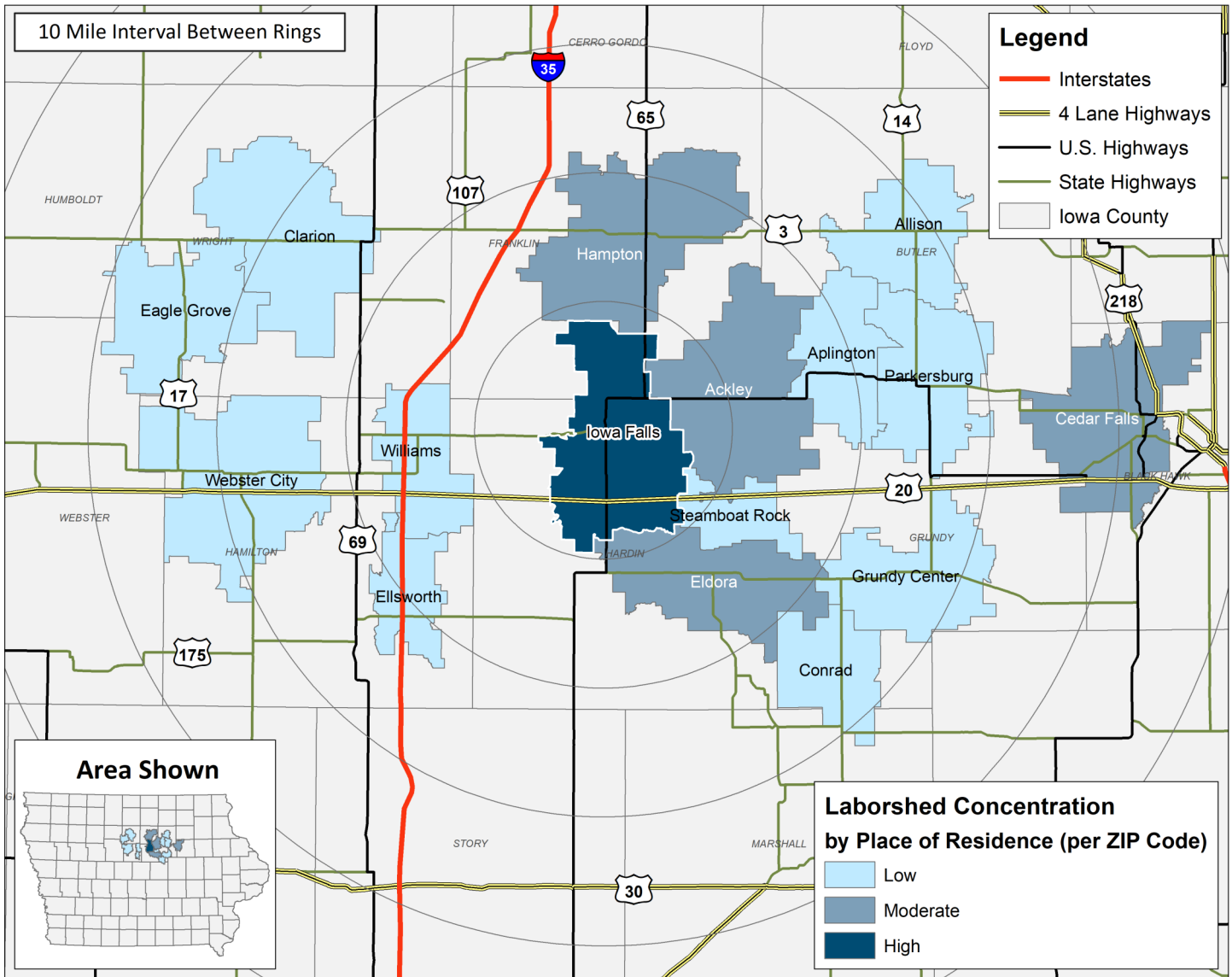
LABOR CHARACTERISTICS



WAREHOUSE & DISTRIBUTION

IOWA FALLS, IA LABORSHED AREA

CONCENTRATION OF RESPONDENTS WITHIN THE LABORSHED AREA
WITH TRANSFERABLE EXPERIENCE/SKILLS BY PLACE OF RESIDENCE



Workers who have transferable experience/skills in the industry are currently commuting an average of 16 miles one way for work. Those who are likely to change/accept employment are willing to commute an average of 33 miles one way for the right employment opportunity.

FOR MORE INFORMATION REGARDING THE IOWA FALLS, IA LABORSHED, CONTACT:

Iowa Falls Area Development Corporation
520 Rocksylvania Avenue
Iowa Falls, IA 50126

Phone: (641) 648-5549 | E-mail: director@iowafallsdevelopment.com

www.iowafallsdevelopment.com

LABOR CHARACTERISTICS

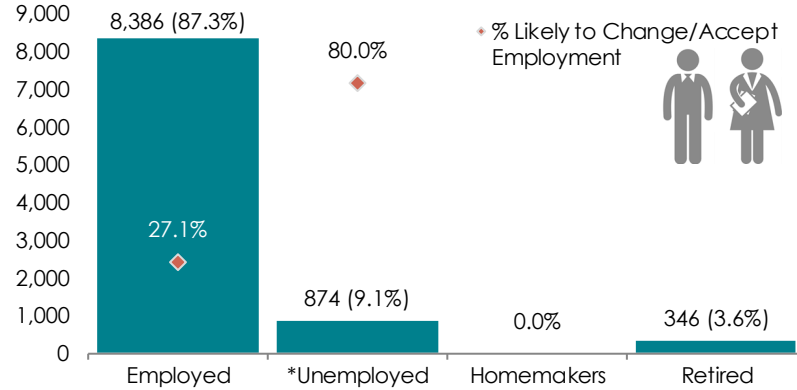


WAREHOUSE & DISTRIBUTION

ESTIMATED AVAILABLE LABOR PER OCCUPATIONAL CATEGORY:

- Automotive Service Technicians and Mechanics - 523
- Cleaners of Vehicles and Equipment - 177
- First-Line Supervisors of Mechanics, Installers, and Repairers - 522
- First-Line Supervisors of Production and Operating Workers - 1,048
- Heavy and Tractor-Trailer Truck Drivers - 2,794
- Industrial Truck and Tractor Operators - 176
- Inspectors, Testers, Sorters, Samplers, and Weighers - 174
- Installation, Maintenance, and Repair Workers, All Other - 873
- Laborers and Freight, Stock, and Material Movers, Hand - 178
- Production Workers, All Other - 1,572
- Production, Planning, and Expediting Clerks - 348
- Railroad Conductors and Yardmasters - 175
- Rail-Track Laying and Maintenance Equipment Operators - 173
- Shipping, Receiving, and Traffic Clerks - 349
- Team Assemblers - 524

ESTIMATED TOTAL BY EMPLOYMENT STATUS (PERCENTAGE):



*Employment status is self-identified by the survey respondent. The unemployment percentage does not reflect the unemployment rate published by the U.S. Bureau of Labor Statistics, which applies a stricter definition.

AN ESTIMATED TOTAL OF **9,606** PEOPLE IN THE LABORSHED AREA

UNDEREMPLOYMENT (ESTIMATED):

- Low hours - 0.0%
- Low income - 0.0%
- Mismatch of skills - 5.5% (38)
- Total - 5.5% (38)

(Individuals counted only once when estimating Total Underemployment.)

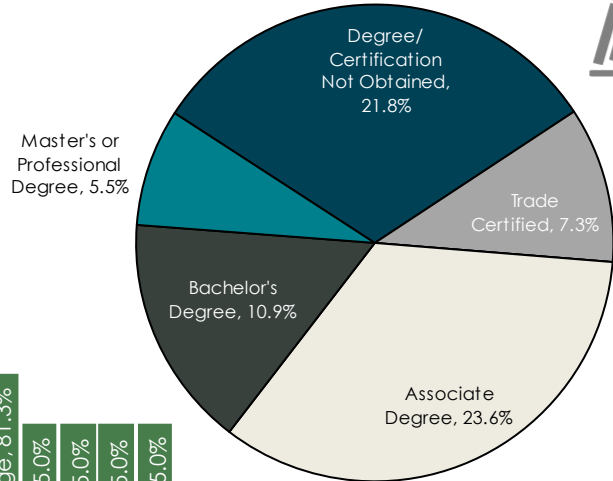


EMPLOYMENT STATS:

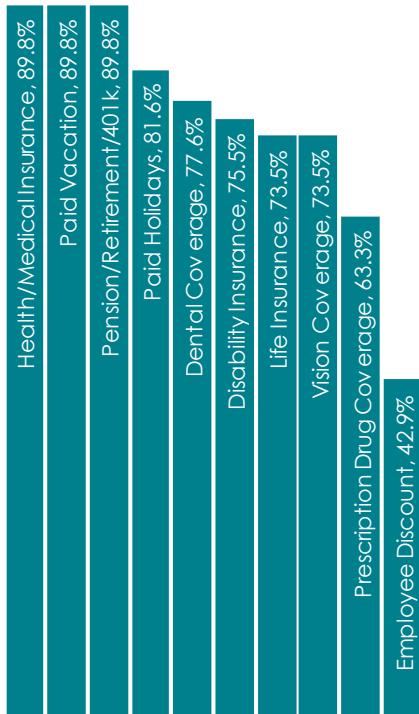
- 72.7% paid an hourly wage
- 88.9% are/were employed full-time
- 11.1% are/were employed part-time
- 10.2% are/were self-employed
- 6.2% hold two or more jobs
- Currently working an average of 48 hours/week

EDUCATIONAL LEVEL:


(69.1% HAVE AN EDUCATION BEYOND HIGH SCHOOL)



CURRENT BENEFITS:



DESIRED BENEFITS:



TOP JOB SEARCH RESOURCES:

(For those seeking employment opportunities, by use.)

- Internet - 69.8%
 - www.indeed.com
 - www.facebook.com
 - www.linkedin.com
- Networking through friends, family or acquaintances - 50.9%
- IowaWORKS Centers - 32.1%
- Newspapers - 26.4%



LABOR CHARACTERISTICS



WAREHOUSE & DISTRIBUTION

OCCUPATION	OCCUPATIONAL CODE	MEAN WAGE	ENTRY WAGE	EXPERIENCED WAGE	MEDIAN WAGE	MEAN ANNUAL SALARY
Automotive Service Technicians and Mechanics	49-3023	\$20.17	\$12.83	\$23.84	\$18.11	\$41,958
Cleaners of Vehicles and Equipment	53-7061	\$17.48	\$13.66	\$19.39	\$17.24	\$36,356
Conveyor Operators and Tenders	53-7011	\$17.53	\$15.40	\$18.60	\$17.53	\$36,465
First-Line Supervisors of Mechanics, Installers, and Repairers	49-1011	\$35.90	\$25.55	\$41.07	\$36.33	\$74,668
First-Line Supervisors of Production and Operating Workers	51-1011	\$26.35	\$17.73	\$30.66	\$25.34	\$54,803
Heavy and Tractor-Trailer Truck Drivers	53-3032	\$21.72	\$16.99	\$24.09	\$19.55	\$45,188
Helpers--Production Workers	51-9198	\$14.13	\$10.79	\$15.80	\$14.44	\$29,389
Industrial Machinery Mechanics	49-9041	\$24.05	\$16.20	\$27.97	\$25.67	\$50,016
Industrial Truck and Tractor Operators	53-7051	\$17.76	\$14.81	\$19.24	\$17.64	\$36,943
Inspectors, Testers, Sorters, Samplers, and Weighers	51-9061	\$19.63	\$14.53	\$22.17	\$19.44	\$40,822
Laborers and Freight, Stock, and Material Movers, Hand	53-7062	\$16.63	\$12.42	\$18.74	\$17.33	\$34,596
Light Truck or Delivery Services Drivers	53-3033	\$13.03	\$11.06	\$14.01	\$12.25	\$27,099
Maintenance and Repair Workers, General	49-9071	\$20.48	\$14.39	\$23.52	\$21.32	\$42,597
Packers and Packers, Hand	53-7064	\$17.58	\$11.58	\$20.59	\$18.35	\$36,576
Production Workers, All Other	51-9199	\$12.28	\$8.41	\$14.21	\$13.18	\$25,533
Production, Planning, and Expediting Clerks	43-5061	\$22.27	\$17.25	\$24.79	\$21.34	\$46,329
Shipping, Receiving, and Traffic Clerks	43-5071	\$18.08	\$13.47	\$20.39	\$17.88	\$37,609

The 2021 Iowa Wage data for the Iowa Falls, IA Laborshed area was produced by the Labor Force & Occupational Analysis Bureau to provide communities local information on wages by occupation. The source of the wage and employment data is based on the May 2020 OES estimates. Additional occupational wage and employment data can be found at www.iowalmi.gov/laborshed.

