

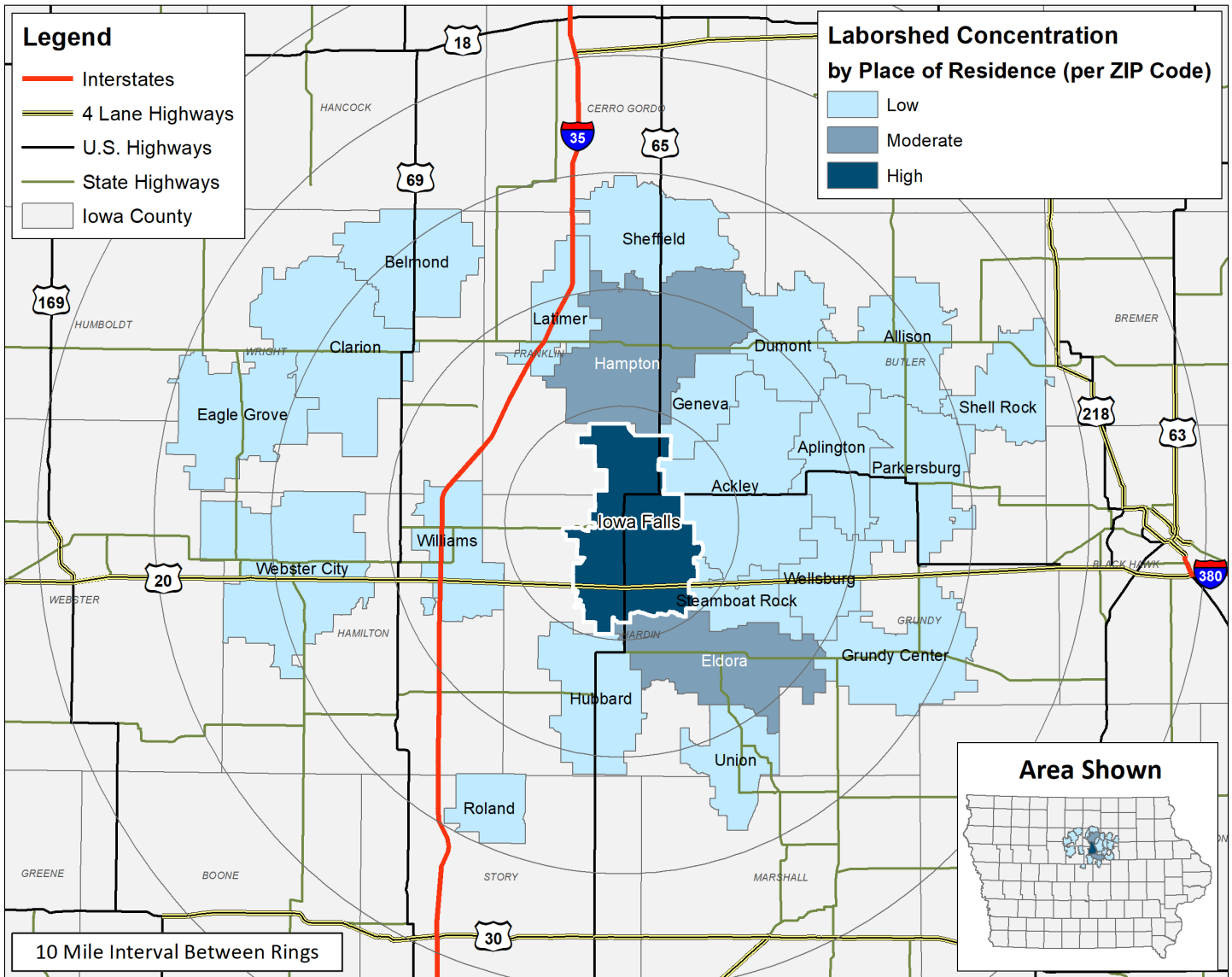
# LABOR CHARACTERISTICS

## HEALTHCARE



### IOWA FALLS, IA LABORSHED AREA

CONCENTRATION OF RESPONDENTS WITHIN THE LABORSHED AREA WITH TRANSFERABLE EXPERIENCE/SKILLS BY PLACE OF RESIDENCE



Workers who have transferable experience/skills in the industry are currently commuting an average of 12 miles one way for work. Those who are likely to change/accept employment are willing to commute an average of 30 miles one way for the right employment opportunity.

FOR MORE INFORMATION REGARDING THE IOWA FALLS, IA, IA LABORSHED, CONTACT:

# LABOR CHARACTERISTICS

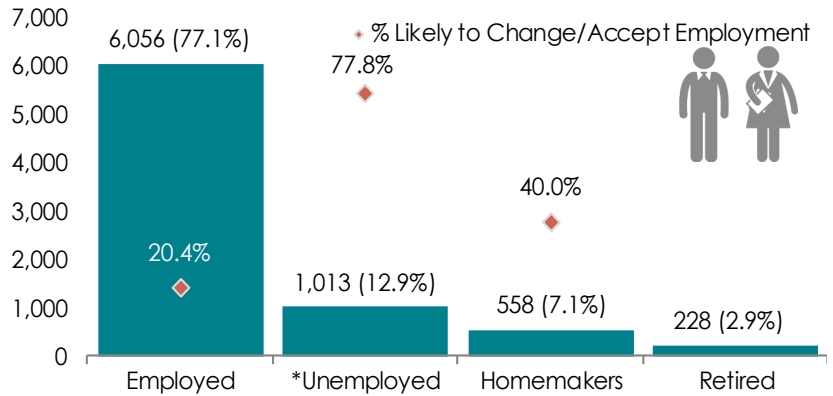


# HEALTHCARE

## ESTIMATED AVAILABLE LABOR PER OCCUPATIONAL CATEGORY:

- Administrative Services Managers - 336
- Child, Family, and School Social Workers - 117
- Childcare Workers - 561
- Dental Hygienists - 225
- Dietetic Technicians - 114
- Dietitians and Nutritionists - 111
- Emergency Medical Technicians and Paramedics - 106
- File Clerks - 220
- Janitors and Cleaners, Except Maids and Housekeeping Cleaners - 569
- Licensed Practical and Licensed Vocational Nurses - 224
- Maids and Housekeeping Cleaners - 337
- Medical and Clinical Laboratory Technologists - 108
- Medical and Health Services Managers - 119
- Medical Assistants - 335
- Medical Records and Health Information Technicians - 120
- Medical Secretaries - 226
- Nurse Practitioners - 110
- Nursing Assistants - 786
- Optometrists - 109
- Orderlies - 122
- Personal Care Aides - 449
- Pharmacy Technicians - 103
- Physician Assistants - 112
- Physicians and Surgeons, All Other - 113
- Radiologic Technologists - 107
- Receptionists and Information Clerks - 446
- Registered Nurses - 1,010
- Social and Community Service Managers - 118
- Social and Human Service Assistants - 222
- Social Workers, All Other - 115
- Veterinary Technologists and Technicians - 105

## ESTIMATED TOTAL BY EMPLOYMENT STATUS (PERCENTAGE):



\*Employment status is self-identified by the survey respondent. The unemployment percentage does not reflect the unemployment rate published by the U.S. Bureau of Labor Statistics, which applies a stricter definition.

## EMPLOYMENT STATS:

- 71.4% paid an hourly wage
- 77.1% are/were employed full-time
- 12.9% are/were employed self-employed
- 22.9% are/were employed part-time
- 15.1% hold two or more jobs
- Currently working an average of 40 hours/week

AN ESTIMATED TOTAL OF **7,855** PEOPLE IN THE LABORSHED AREA

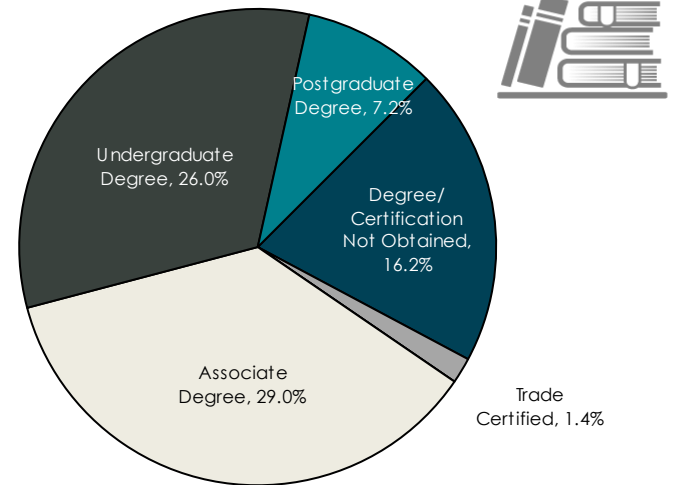
## UNDEREMPLOYMENT (ESTIMATED):

- Low hours - 1.4%
- Mismatch of skills - 4.3%
- Low income - 0.0%
- Total - 5.7%

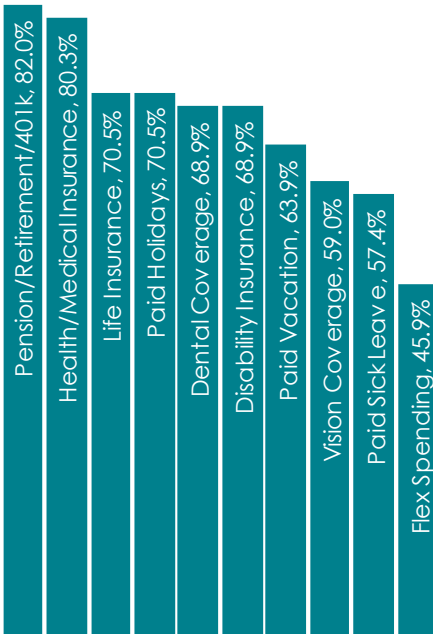
(Individuals counted only once when estimating Total Underemployment.)

## EDUCATIONAL LEVEL:

(79.8% HAVE AN EDUCATION BEYOND HIGH SCHOOL)



## CURRENT BENEFITS:



## DESIRED BENEFITS:



## TOP JOB SEARCH RESOURCES:

(For those seeking employment opportunities, by use.)

- Internet - 82.4%
  - [www.indeed.com](http://www.indeed.com)
  - [www.facebook.com](http://www.facebook.com)
- Newspapers - 26.5%
- IowaWORKS Centers - 23.5%
- IowaWORKS Centers - 13.2%
  - Times Citizen-Iowa Falls



## WORKPLACE FLEXIBILITY:

(by percent of interest)

- Job teams - 81.0%
- Job sharing - 80.0%
- Cross-training - 55.0%
- Varied shifts - 45.0%
- Seasonal work - 45.0%
- Temporary work - 42.9%



# LABOR CHARACTERISTICS



# HEALTHCARE

OCCUPATION	OCCUPATIONAL CODE	MEAN WAGE	ENTRY WAGE	EXPERIENCED WAGE	MEDIAN WAGE	MEAN ANNUAL SALARY
Administrative Services Managers	11-3011	\$43.84	\$25.11	\$53.21	\$39.50	\$91,191
Billing and Posting Clerks and Machine Operators	43-3021	\$17.80	\$11.20	\$21.09	\$17.42	\$37,019
Bookkeeping, Accounting, and Auditing Clerks	43-3031	\$17.44	\$11.87	\$20.23	\$16.15	\$36,277
Child, Family, and School Social Workers	21-1021	\$17.40	\$13.04	\$19.58	\$15.77	\$36,199
Cooks, Institution and Cafeteria	35-2012	\$12.87	\$10.86	\$13.88	\$13.09	\$26,768
Diagnostic Medical Sonographers	29-2032	\$27.29	\$19.29	\$31.29	\$26.83	\$56,759
Dietitians and Nutritionists	29-1031	\$22.34	\$12.76	\$27.13	\$23.63	\$46,469
Educational, Guidance, School, and Vocational Counselors	21-1012	\$28.96	\$21.14	\$32.87	\$29.70	\$60,237
Emergency Medical Technicians and Paramedics	29-2041	\$15.96	\$12.09	\$17.90	\$16.06	\$33,206
Family and General Practitioners	29-1062	\$114.56	\$89.52	\$127.08	\$99.94	\$238,295
First-Line Supervisors of Food Preparation and Serving Workers	35-1012	\$16.72	\$12.09	\$19.03	\$17.43	\$34,779
First-Line Supervisors of Housekeeping and Janitorial Workers	37-1011	\$23.22	\$13.06	\$28.30	\$25.95	\$48,294
First-Line Supervisors of Office and Administrative Support Workers	43-1011	\$24.93	\$19.64	\$27.57	\$23.14	\$51,856
Health Technologists and Technicians, All Other	29-2099	\$23.72	\$17.85	\$26.66	\$22.92	\$49,339
Healthcare Social Workers	21-1022	\$24.23	\$19.97	\$26.36	\$24.67	\$50,400
Home Health Aides	31-1011	\$12.89	\$10.74	\$13.96	\$12.39	\$26,803
Janitors and Cleaners, Except Maids and Housekeeping Cleaners	37-2011	\$12.41	\$9.48	\$13.88	\$11.24	\$25,814
Licensed Practical and Licensed Vocational Nurses	29-2061	\$19.24	\$16.54	\$20.59	\$19.24	\$40,026
Maids and Housekeeping Cleaners	37-2012	\$11.81	\$10.21	\$12.61	\$11.50	\$24,567
Medical and Health Services Managers	11-9111	\$34.28	\$23.63	\$39.60	\$32.56	\$71,300
Medical Assistants	31-9092	\$16.03	\$13.01	\$17.54	\$16.33	\$33,337
Medical Records and Health Information Technicians	29-2071	\$17.67	\$13.25	\$19.89	\$16.96	\$36,761
Medical Secretaries	43-6013	\$15.78	\$13.35	\$17.00	\$16.06	\$32,825
Nurse Practitioners	29-1171	\$50.65	\$41.10	\$55.42	\$46.99	\$105,349
Nursing Assistants	31-1014	\$13.16	\$11.17	\$14.16	\$13.14	\$27,380
Occupational Health and Safety Specialists	29-9011	\$40.21	\$24.40	\$48.11	\$30.11	\$83,635
Office Clerks, General	43-9061	\$15.10	\$10.04	\$17.62	\$14.39	\$31,398
Pharmacists	29-1051	\$51.50	\$39.43	\$57.53	\$54.83	\$107,116
Pharmacy Technicians	29-2052	\$14.08	\$11.62	\$15.31	\$14.21	\$29,278
Physical Therapists	29-1123	\$32.22	\$27.49	\$34.58	\$29.69	\$67,015
Physician Assistants	29-1071	\$48.07	\$44.82	\$49.69	\$46.67	\$99,986
Physicians and Surgeons, All Other	29-1069	\$97.96	\$72.55	\$110.66	\$95.19	\$203,750
Radiologic Technologists and Technicians	29-2034	\$27.71	\$20.60	\$31.26	\$24.32	\$57,635
Receptionists and Information Clerks	43-4171	\$13.87	\$12.34	\$14.64	\$13.80	\$28,849
Registered Nurses	29-1141	\$26.81	\$20.46	\$29.99	\$26.55	\$55,766
Respiratory Therapists	29-1126	\$25.50	\$21.74	\$27.39	\$25.18	\$53,050
Security Guards	33-9032	\$13.03	\$10.12	\$14.48	\$11.83	\$27,096
Surgical Technologists	29-2055	\$18.13	\$16.29	\$19.05	\$17.89	\$37,711
Veterinarians	29-1131	\$36.84	\$28.69	\$40.92	\$35.61	\$76,635

The 2018 Iowa Wage data for the Iowa Falls, IA Laborshed area was produced by the Labor Force & Occupational Analysis Bureau to provide communities local information on wages by occupation. The source of the wage and employment data is based on the May 2017 OES estimates. Additional occupational wage and employment data can be found at [www.iowalmi.gov/laborshed](http://www.iowalmi.gov/laborshed).