

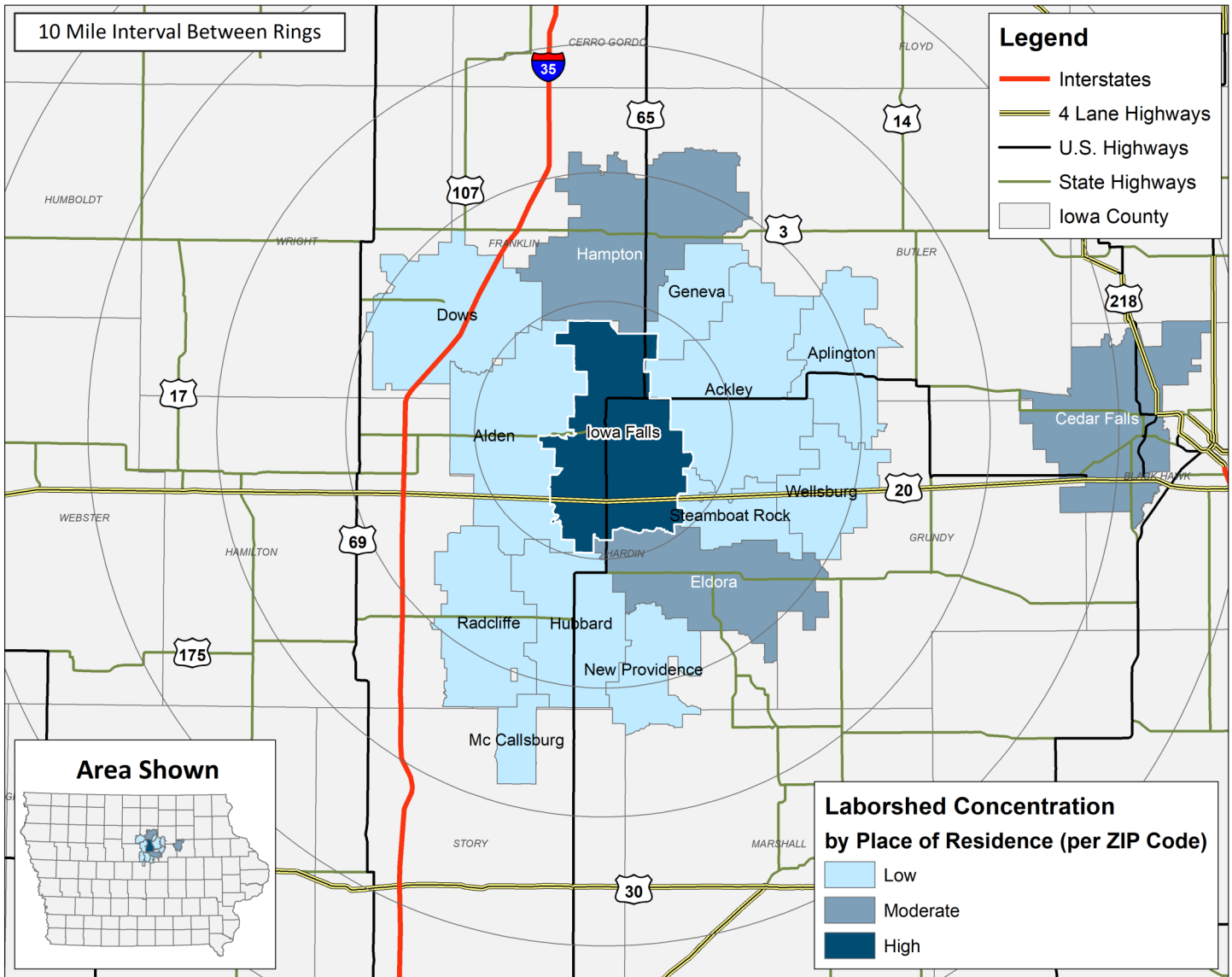
LABOR CHARACTERISTICS

BIOTECHNOLOGY



IOWA FALLS, IA LABORSHED AREA

CONCENTRATION OF RESPONDENTS WITHIN THE LABORSHED AREA
WITH TRANSFERABLE EXPERIENCE/SKILLS BY PLACE OF RESIDENCE



Workers who have transferable experience/skills in the industry are currently commuting an average of 13 miles one way for work. Those who are likely to change/accept employment are willing to commute an average of 24 miles one way for the right employment opportunity.

FOR MORE INFORMATION REGARDING THE IOWA FALLS, IA LABORSHED, CONTACT:

Iowa Falls Area Development Corporation
520 Rocksylvania Avenue
Iowa Falls, IA 50126

Phone: (641) 648-5549 | E-mail: director@iowafallsdevelopment.com

www.iowafallsdevelopment.com

LABOR CHARACTERISTICS



BIOTECHNOLOGY

ESTIMATED AVAILABLE LABOR PER OCCUPATIONAL CATEGORY:

- Biological Scientists, All Other - 171
- Conservation Scientists - 172
- Dietetic Technicians - 176
- Dietitians and Nutritionists - 175
- Engineers, All Other - 700
- Farmers, Ranchers, and Other Agricultural Managers - 2,973
- Farmworkers and Laborers, Crop, Nursery, and Greenhouse - 178
- Farmworkers, Farm, Ranch, and Aquacultural Animals - 350
- First-Line Supervisors of Production and Operating Workers - 1,049
- Industrial Engineers - 170
- Industrial Production Managers - 349
- Inspectors, Testers, Sorters, Samplers, and Weighers - 180
- Life, Physical, and Social Science Technicians, All Other - 174
- Medical Scientists, Except Epidemiologists - 173
- Veterinary Technologists and Technicians - 177
- Water and Wastewater Treatment Plant and System Operators - 179

AN ESTIMATED TOTAL OF **7,346** PEOPLE IN THE LABORSHED AREA

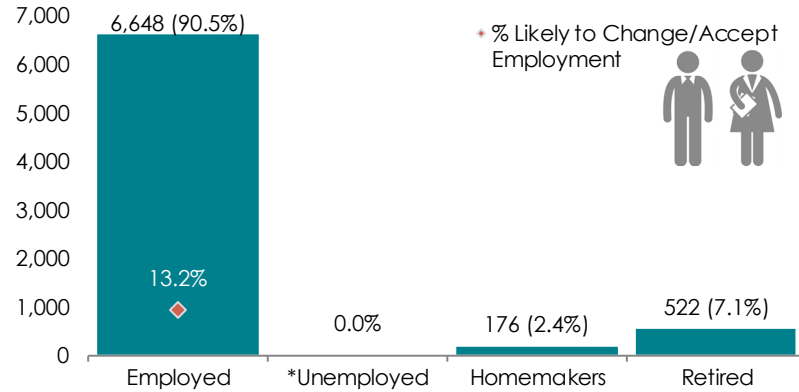
UNDEREMPLOYMENT (ESTIMATED):

- Low hours - 2.4% (13)
- Low income - 0.0%
- Mismatch of skills - 2.4% (13)
- Total - 4.8% (25)

(Individuals counted only once when estimating Total Underemployment.)



ESTIMATED TOTAL BY EMPLOYMENT STATUS (PERCENTAGE):



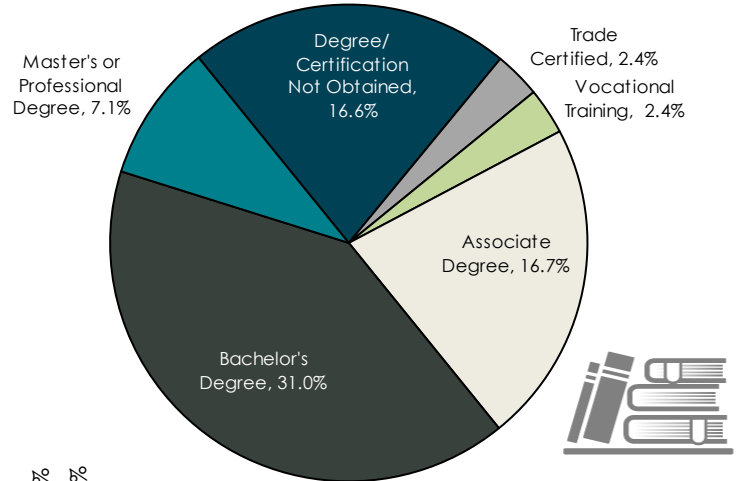
**Employment status is self-identified by the survey respondent. The unemployment percentage does not reflect the unemployment rate published by the U.S. Bureau of Labor Statistics, which applies a stricter definition.*

EMPLOYMENT STATS:

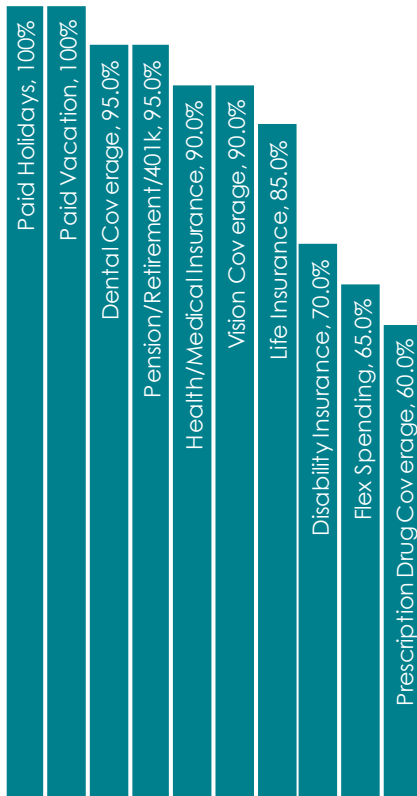
- 61.9% paid an annual salary
- 87.8% are/were employed full-time
- 12.2% are/were employed part-time
- 52.6% are/were self-employed
- 18.4% hold two or more jobs
- Currently working an average of 45 hours/week

EDUCATIONAL LEVEL:

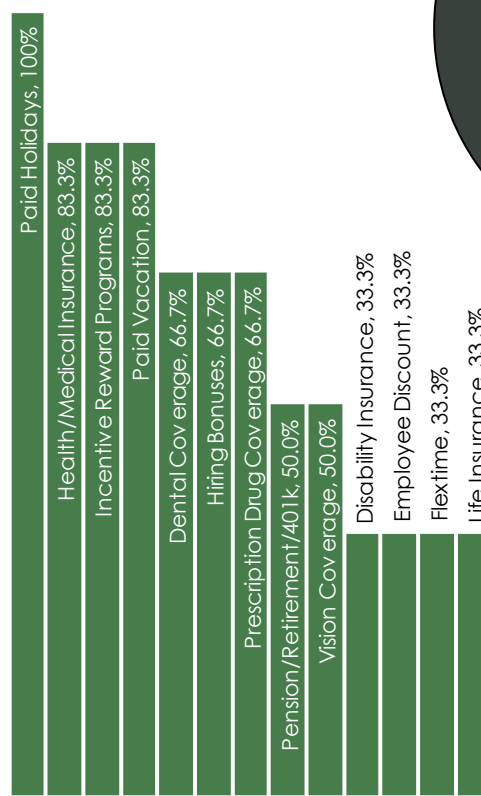
(76.2% HAVE AN EDUCATION BEYOND HIGH SCHOOL)



CURRENT BENEFITS:



DESIRED BENEFITS:



TOP JOB SEARCH RESOURCES:

(For those seeking employment opportunities, by use.)

- Internet - 85.0%
 - www.indeed.com
 - www.linkedin.com
 - www.monster.com
- Networking through friends, family or acquaintances - 45.0%
- Private Employment Services - 17.5%
- IowaWORKS Centers - 12.5%



LABOR CHARACTERISTICS



BIOTECHNOLOGY

OCCUPATION	OCCUPATIONAL CODE	MEAN WAGE	ENTRY WAGE	EXPERIENCED WAGE	MEDIAN WAGE	MEAN ANNUAL SALARY
Agricultural Inspectors	45-2011	\$24.96	\$20.44	\$27.23	\$25.55	\$51,926
Architectural and Engineering Managers	11-9041	\$52.37	\$37.73	\$59.68	\$54.40	\$108,922
Conservation Scientists	19-1031	\$26.42	\$18.51	\$30.38	\$25.43	\$54,962
Farmworkers, Farm, Ranch, and Aquacultural Animals	45-2093	\$15.53	\$12.45	\$17.07	\$16.23	\$32,301
First-Line Supervisors of Production and Operating Workers	51-1011	\$26.35	\$17.73	\$30.66	\$25.34	\$54,803
Industrial Engineers	17-2112	\$36.93	\$28.21	\$41.28	\$35.72	\$76,808
Industrial Production Managers	11-3051	\$44.42	\$28.88	\$52.19	\$44.71	\$92,387
Inspectors, Testers, Sorters, Samplers, and Weighers	51-9061	\$19.63	\$14.53	\$22.17	\$19.44	\$40,822
Water and Wastewater Treatment Plant and System Operators	51-8031	\$24.39	\$18.87	\$27.15	\$23.44	\$50,737

The 2021 Iowa Wage data for the Iowa Falls, IA Laborshed area was produced by the Labor Force & Occupational Analysis Bureau to provide communities local information on wages by occupation. The source of the wage and employment data is based on the May 2020 OES estimates. Additional occupational wage and employment data can be found at www.iowalmi.gov/laborshed.

