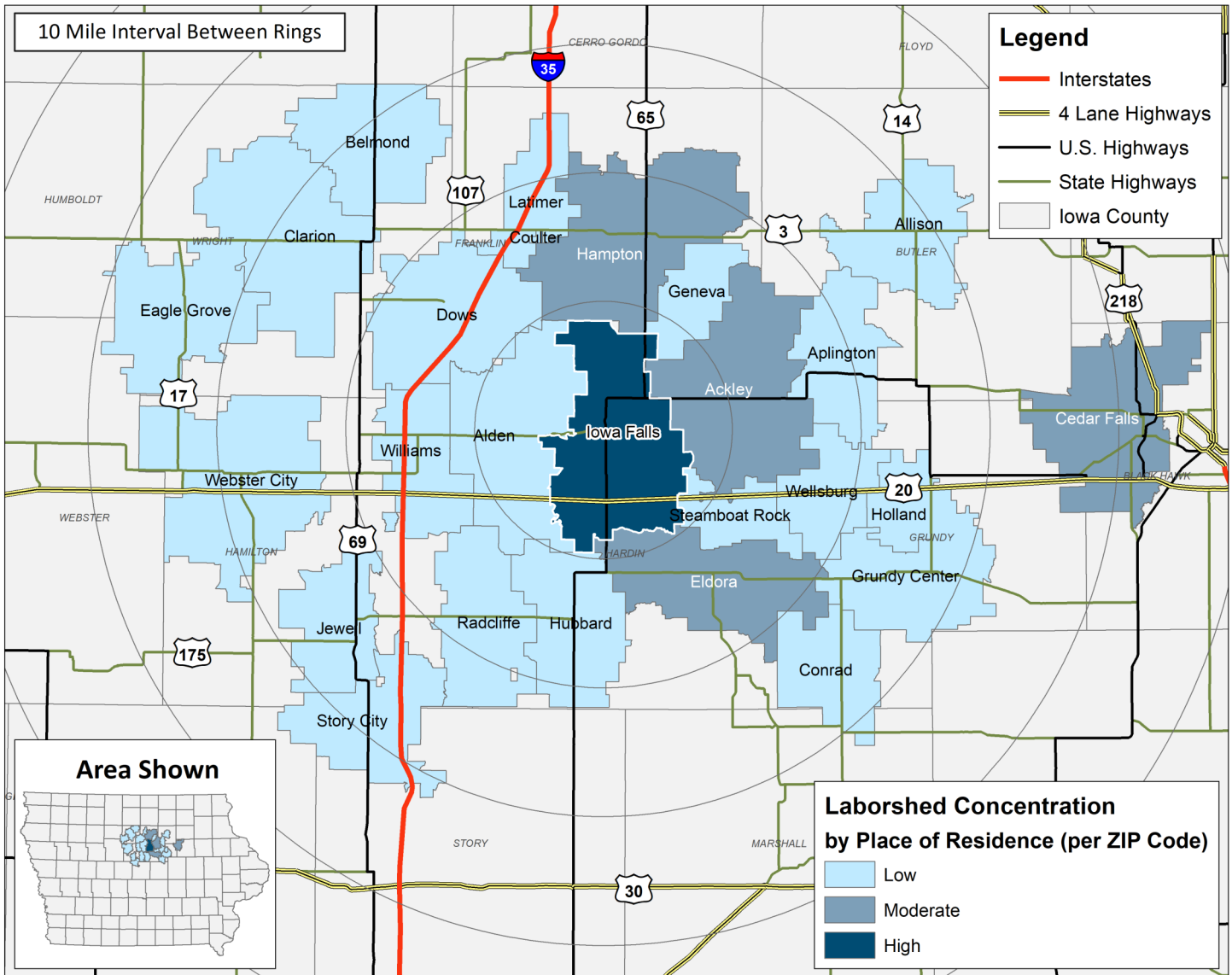


# LABOR CHARACTERISTICS

## AGRICULTURE

### IOWA FALLS, IA LABORSHED AREA

CONCENTRATION OF RESPONDENTS WITHIN THE LABORSHED AREA WITH TRANSFERABLE EXPERIENCE/SKILLS BY PLACE OF RESIDENCE



Workers who have transferable experience/skills in the industry are currently commuting an average of 13 miles one way for work. Those who are likely to change/accept employment are willing to commute an average of 30 miles one way for the right employment opportunity.

FOR MORE INFORMATION REGARDING THE IOWA FALLS, IA LABORSHED, CONTACT:

Iowa Falls Area Development Corporation  
520 Rocksylvania Avenue  
Iowa Falls, IA 50126

Phone: (641) 648-5549 | E-mail: [director@iowafallsdevelopment.com](mailto:director@iowafallsdevelopment.com)

[www.iowafallsdevelopment.com](http://www.iowafallsdevelopment.com)

# LABOR CHARACTERISTICS

## AGRICULTURE

### ESTIMATED AVAILABLE LABOR PER OCCUPATIONAL CATEGORY:

- Bookkeeping, Accounting, and Auditing Clerks - 1,047
- Business Operations Specialists, All Other - 348
- Carpenters - 523
- Chief Executives - 1,045
- Driver/Sales Workers - 173
- Farmers, Ranchers, and Other Agricultural Managers - 2,962
- Farmworkers and Laborers, Crop, Nursery, and Greenhouse - 172
- Farmworkers, Farm, Ranch, and Aquacultural Animals - 351
- First-Line Supervisors of Production and Operating Workers - 1,048
- General and Operations Managers - 1,046
- Heavy and Tractor-Trailer Truck Drivers - 2,789
- Industrial Production Managers - 347
- Industrial Truck and Tractor Operators - 174
- Installation, Maintenance, and Repair Workers, All Other - 872
- Laborers and Freight, Stock, and Material Movers, Hand - 175
- Landscaping and Groundskeeping Workers - 349
- Managers, All Other - 3,137
- Production Workers, All Other - 1,569
- Sales and Related Workers, All Other - 522
- Sales Representatives, Wholesale and Manufacturing, Except Technical and Scientific Products - 350

AN ESTIMATED TOTAL OF **18,999** PEOPLE IN THE LABORSHED AREA

### UNDEREMPLOYMENT (ESTIMATED):

- Low hours - 0.9% (12)
- Mismatch of skills - 6.4% (86)
- Low income - 0.0%
- Total - 7.3% (99)

*(Individuals counted only once when estimating Total Underemployment.)*

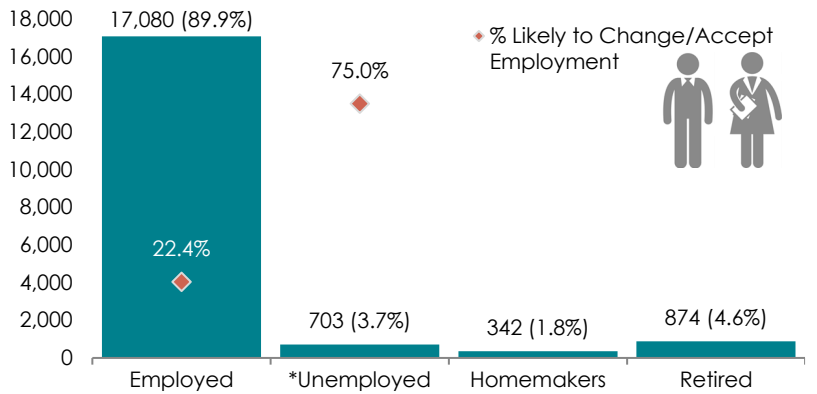
### CURRENT BENEFITS:



### DESIRED BENEFITS:



### ESTIMATED TOTAL BY EMPLOYMENT STATUS (PERCENTAGE):



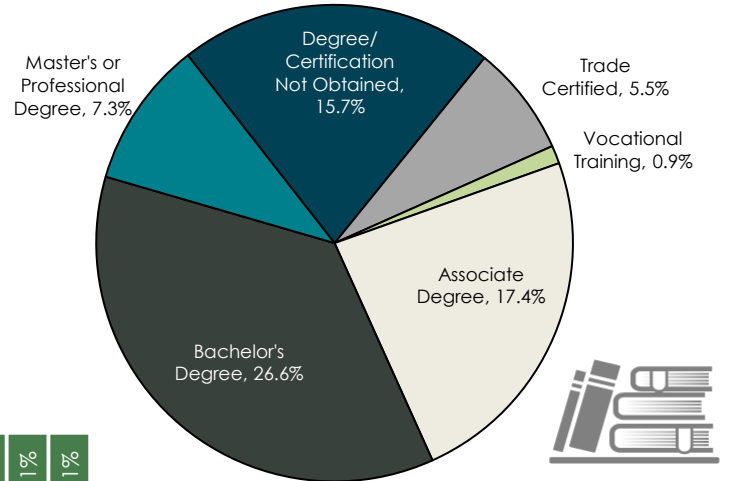
*\*Employment status is self-identified by the survey respondent. The unemployment percentage does not reflect the unemployment rate published by the U.S. Bureau of Labor Statistics, which applies a stricter definition.*

### EMPLOYMENT STATS:

- 44.0% paid an annual salary
- 88.0% are/were employed full-time
- 12.0% are/were employed part-time
- 38.4% are/were self-employed
- 15.5% hold two or more jobs
- Currently working an average of 48 hours/week

### EDUCATIONAL LEVEL:

**(73.4% HAVE AN EDUCATION BEYOND HIGH SCHOOL)**



### TOP JOB SEARCH RESOURCES:

*(For those seeking employment opportunities, by use.)*

- Internet - 73.3%
  - [www.indeed.com](http://www.indeed.com)
  - [www.linkedin.com](http://www.linkedin.com)
  - [www.facebook.com](http://www.facebook.com)
- Networking through friends, family or acquaintances - 41.9%
- Private Employment Services - 16.2%
- IowaWORKS Centers - 15.2%



# LABOR CHARACTERISTICS

## AGRICULTURE

OCCUPATION	OCCUPATIONAL CODE	MEAN WAGE	ENTRY WAGE	EXPERIENCED WAGE	MEDIAN WAGE	MEAN ANNUAL SALARY
Agricultural Equipment Operators	45-2091	\$18.93	\$15.99	\$20.41	\$18.15	\$39,384
Agricultural Inspectors	45-2011	\$24.96	\$20.44	\$27.23	\$25.55	\$51,926
Automotive Service Technicians and Mechanics	49-3023	\$20.17	\$12.83	\$23.84	\$18.11	\$41,958
Bookkeeping, Accounting, and Auditing Clerks	43-3031	\$17.55	\$10.82	\$20.91	\$16.67	\$36,495
Farm Equipment Mechanics and Service Technicians	49-3041	\$20.12	\$16.45	\$21.96	\$20.13	\$41,854
Farmworkers, Farm, Ranch, and Aquacultural Animals	45-2093	\$15.53	\$12.45	\$17.07	\$16.23	\$32,301
First-Line Supervisors of Office and Administrative Support Workers	43-1011	\$27.10	\$19.10	\$31.10	\$26.00	\$56,362
Heavy and Tractor-Trailer Truck Drivers	53-3032	\$21.72	\$16.99	\$24.09	\$19.55	\$45,188
Industrial Machinery Mechanics	49-9041	\$24.05	\$16.20	\$27.97	\$25.67	\$50,016
Industrial Truck and Tractor Operators	53-7051	\$17.76	\$14.81	\$19.24	\$17.64	\$36,943
Laborers and Freight, Stock, and Material Movers, Hand	53-7062	\$16.63	\$12.42	\$18.74	\$17.33	\$34,596
Light Truck or Delivery Services Drivers	53-3033	\$13.03	\$11.06	\$14.01	\$12.25	\$27,099
Maintenance and Repair Workers, General	49-9071	\$20.48	\$14.39	\$23.52	\$21.32	\$42,597
Maintenance Workers, Machinery	49-9043	\$20.02	\$13.95	\$23.06	\$19.59	\$41,650
Market Research Analysts and Marketing Specialists	13-1161	\$30.63	\$20.45	\$35.72	\$24.88	\$63,709
Production, Planning, and Expediting Clerks	43-5061	\$22.27	\$17.25	\$24.79	\$21.34	\$46,329
Sales Representatives, Wholesale and Manufacturing, Except Technical and Scientific Products	41-4012	\$30.11	\$17.55	\$36.39	\$27.20	\$62,626
Shipping, Receiving, and Traffic Clerks	43-5071	\$18.08	\$13.47	\$20.39	\$17.88	\$37,609

The 2021 Iowa Wage data for the Iowa Falls, IA Laborshed area was produced by the Labor Force & Occupational Analysis Bureau to provide communities local information on wages by occupation. The source of the wage and employment data is based on the May 2020 OES estimates. Additional occupational wage and employment data can be found at [www.iowalmi.gov/laborshed](http://www.iowalmi.gov/laborshed).

